

How to Set Rotary Club Goals



**ROTARY:
MAKING A
DIFFERENCE**


Login to www.my.rotary.org/en

If you have logged in before, your
computer should remember you

Hit Sign In to MY ROTARY or
Register for An Account if this is the
FIRST time you've done this

The screenshot shows the 'My Rotary Member Dashboard' page. At the top, there is a dark blue navigation bar with the Rotary logo and 'My Rotary' text on the left. On the right, there are links for 'Sign In' and 'Register', a search bar with 'Rotary.org' and 'Club Finder' suggestions, and buttons for 'JOIN' and 'GIVE'. Below the navigation bar is a horizontal menu with links: 'Exchange Ideas', 'Take Action', 'Learning & Reference', 'Manage', 'The Rotary Foundation', 'News & Media', and 'Member Center'. The main content area has a light gray background. On the left, the heading 'My Rotary Member Dashboard' is followed by a welcome message: 'Welcome to My Rotary, a place for members of Rotary to access tools and information to make your membership experience better.' Below this is a link: 'If you are not a member of Rotary, please visit our home page at [Rotary.org](https://www.rotary.org).' On the right side, there are two prominent buttons: a solid red button labeled 'SIGN IN TO MY ROTARY' and a white button with a red border labeled 'REGISTER FOR AN ACCOUNT'. At the bottom, there is a 'Rotary Spotlight' section with a dark image of a bird in flight.

To do either


- 1. Enter your email address that is in DACdb
- 2. If this is your first time logging in – your password is your RI number found on the cover of Rotarian Magazine – or get it from your club Secretary.
- 3. you can change the password later
- 4. then hit 
- 5. Then you will see the next screen

Sign In Screen




Sign In

Sign-in Email *

Forgot email? 

Password *

Forgot password?

Remember me 

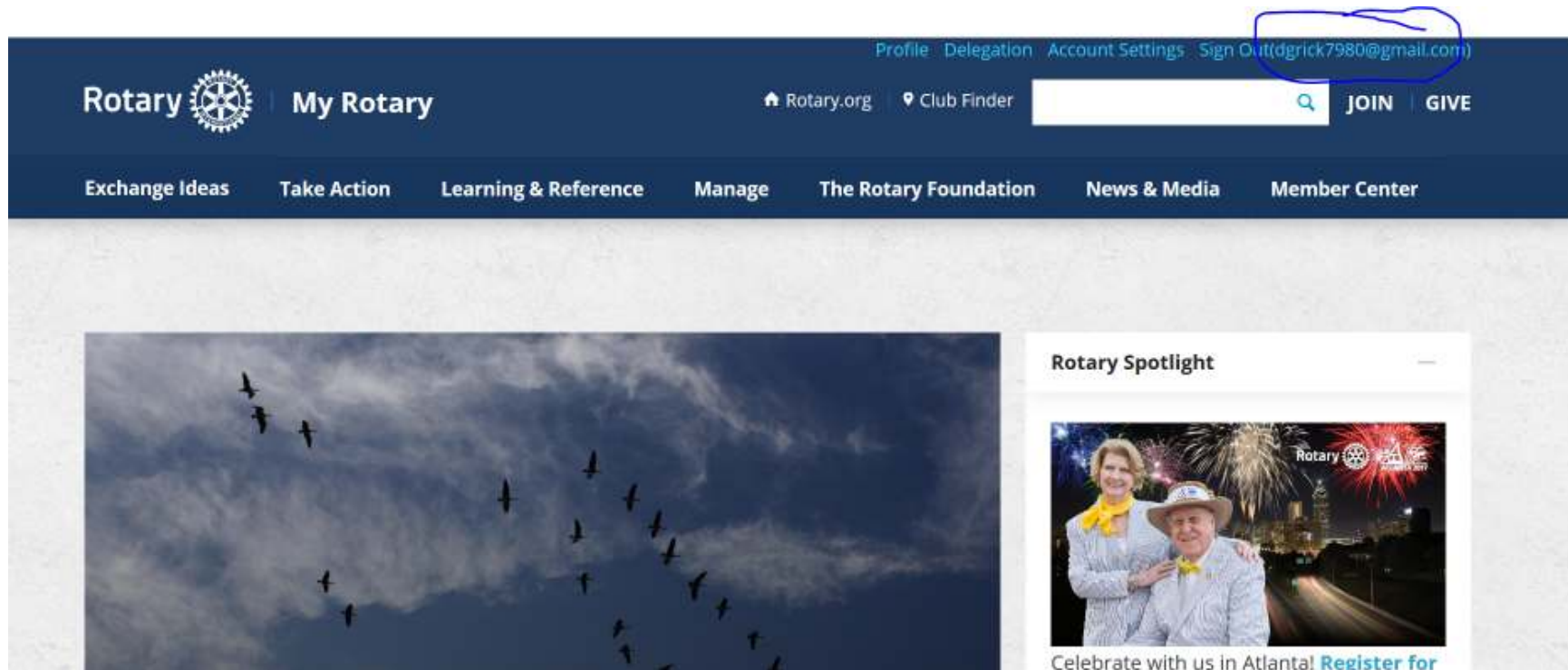
Why Create An Account?

Signing in to My Rotary gives you a customized experience and easier access to tools and information that are relevant to you.

Anyone can create an account and sign in. Existing Member Access users can re-register with their current user ID. For tips on registering and using the site, see our [website resources](#). For assistance, [contact us](#).

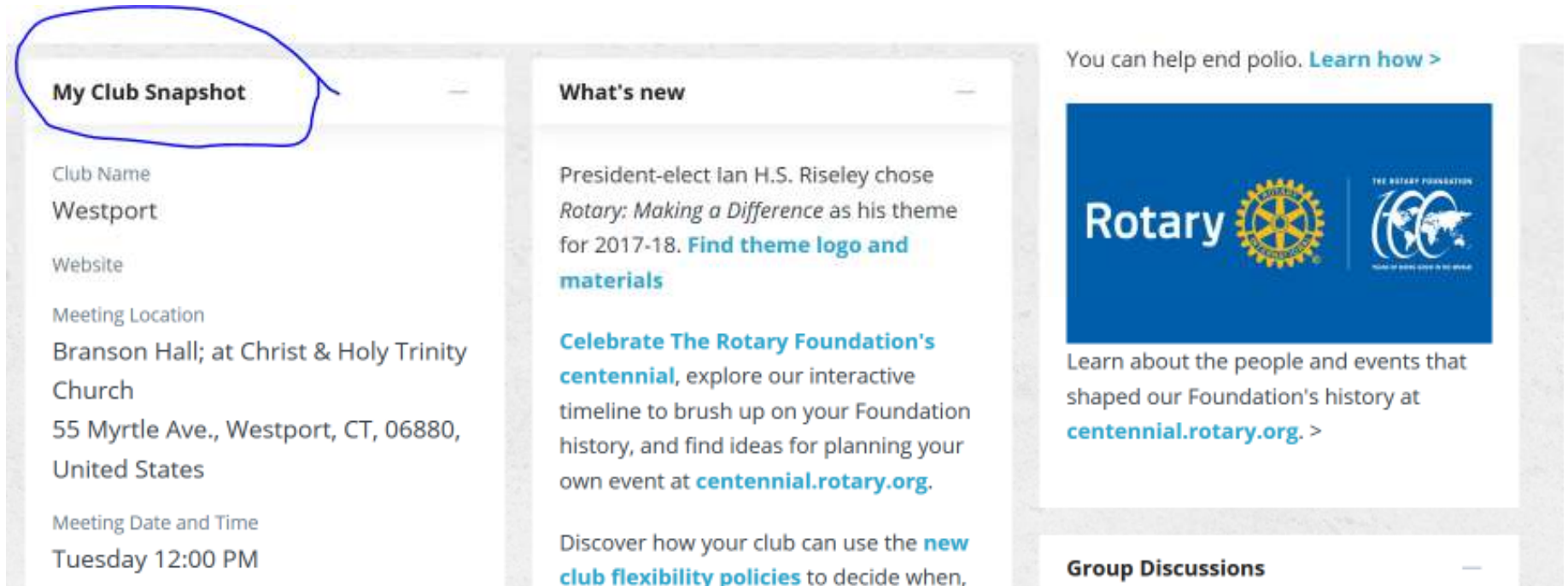
This is the My Rotary home page –

note: your name will be in upper right corner, then scroll down



The screenshot displays the My Rotary home page. At the top, a dark blue navigation bar contains the Rotary logo and the text "My Rotary". To the right of the logo, there are links for "Profile", "Delegation", "Account Settings", and "Sign Out (dgrick7980@gmail.com)". Below these links are "Rotary.org" and "Club Finder" with a search bar, and "JOIN" and "GIVE" buttons. A secondary navigation bar below features links for "Exchange Ideas", "Take Action", "Learning & Reference", "Manage", "The Rotary Foundation", "News & Media", and "Member Center". The main content area is divided into two sections. On the left is a large image of birds flying against a cloudy sky. On the right is a "Rotary Spotlight" section featuring a photo of a man and a woman in white suits and yellow scarves, with a city skyline and fireworks in the background. Below the photo is the text "Celebrate with us in Atlanta! Register for".

Scroll down to: My Club Snapshot



My Club Snapshot

Club Name
Westport

Website

Meeting Location
Branson Hall; at Christ & Holy Trinity Church
55 Myrtle Ave., Westport, CT, 06880,
United States

Meeting Date and Time
Tuesday 12:00 PM


What's new

President-elect Ian H.S. Riseley chose *Rotary: Making a Difference* as his theme for 2017-18. [Find theme logo and materials](#)

Celebrate The Rotary Foundation's centennial, explore our interactive timeline to brush up on your Foundation history, and find ideas for planning your own event at [centennial.rotary.org](#).

Discover how your club can use the **new club flexibility policies** to decide when,

You can help end polio. [Learn how >](#)



Learn about the people and events that shaped our Foundation's history at [centennial.rotary.org](#). >

Group Discussions

Scroll Down to: View Club Goals

The screenshot displays a website interface with a sidebar on the left and a main content area on the right. The sidebar contains the following information:

- Charter Date: 7-Mar-1924
- Club President: Anthony T. Mcdowell
- Rotary Club Central
- [View Club Goals >](#) (This link is circled in blue)

Below this information is a section titled "My Profile" with a minus sign icon. The text below it reads: "Building a profile lets other users know more about you so you can connect about projects and other needs." At the bottom of this section is a yellow button labeled "GO TO PROFILE".

The main content area features a section titled "Announcements" with a minus sign icon. It contains three announcements:

- [Rotary International Board adopts new zone structure](#)
17-Feb-2017
- [Centennial celebration honors 20 noteworthy global grant projects](#)
10-Jan-2017
- [Giving Tuesday winners announced](#)
27-Dec-2016

At the bottom of the announcements section is a blue link labeled "More >".

On the right side of the main content area, there is a link labeled "View My Groups >".

Rotary Club Central click on Goal Center

Welcome to Rotary Club Central, the online tool for setting goals and tracking progress. Explore data and trends related to your club's goals on this page, and use the tabs to manage goals, project activities, and more.
Please note: data reported outside Rotary Club Central, including data reported in My Rotary, will be delayed for at least 24 hours.

Global My Zone My District All Club Groups All Clubs

Rotary Club of Mystic

Membership Trends

	2014-15	2015-16	2016-17	2017-18	2018-19
July 1	55	56	53	51	60

Gender Trends

	2014-15	2015-16	2016-17	2017-18	2018-19
Female	20	20	19	25	24
Male	33	33	32	35	34
Unreported	0	0	0	0	0

as of 18-Sep-2018

Goal Center

click on Rotary Foundation Giving

The screenshot shows the Rotary Club of Mystic Goal Center interface. The browser address bar displays <https://rcc.rotary.org/#/goals>. The page header includes the Rotary logo and 'Club Central' with the user name 'John Merkel'. A blue banner at the top reads 'Goal Center' and contains the text: 'The Goal Center is where you choose and set the goals your club will focus on, and track progress. Please note: data reported outside Rotary Club Central, including data reported in My Rotary, will be delayed for at least 24 hours.' Below the banner are filters for 'All Club Groups' and 'All Clubs', and a search bar labeled 'Search clubs...'. The main content area is for the 'Rotary Club of Mystic' for the '2018-19' year, showing '0 OF 1 ACHIEVEMENT'. A horizontal menu below the header lists several categories: 'Members & Engagement', 'Rotary Foundation Giving', 'Service', 'Young Leaders', 'Public Image', 'Rotary Citation', and 'All'. The 'Rotary Foundation Giving' category is circled in red. Below the menu is an 'EDIT' button and the text: 'The goals you select will appear below. To report progress or add, remove, or edit a goal, select EDIT.' At the bottom of the page, there is a flag icon and the text: 'No goals selected for this goal category.'

Goal Center

click on “Show goal details and history”

The screenshot displays the Rotary Club of Mystic Goal Center interface. The page title is "Rotary Club of Mystic" with a progress indicator "0 OF 1 ACHIEVEMENT". The year "2018-19" is shown with navigation arrows. A search bar for clubs is present. The main content area has tabs for "Members & Engagement", "Rotary Foundation Giving", "Service", "Young Leaders", "Public Image", "Rotary Citation", and "All". Below the tabs, there is an "EDIT" button and a message: "The goals you select will appear below. To report progress or add, remove, or edit a goal, select EDIT." A table lists goals with columns for "ACHIEVEMENT (USD)" and "GOAL (USD)". The "Annual Fund contribution" goal is highlighted with a red circle, and its "Show goal details and history" link is also circled in red.

	ACHIEVEMENT (USD)	GOAL (USD)
Annual Fund contribution	1,930	-
	As Of 17-Sep-18	

Rotary © 2017 Rotary International Privacy Policy | Terms of Use Server: Release-140 Client: Release-74

Goal Center

Decide on your Annual Fund contributions goal, then click “Hide goal details and history”

The screenshot displays the Rotary Club of Mystic Goal Center interface. The page title is "Rotary Club of Mystic" and the current year is "2018-19". The goal is "Annual Fund contributions" with an achievement of 1,930 USD and a goal of 0 USD. A red circle highlights the "Hide goal details and history" link. Below, a bar chart and table show goal history from 2013-14 to 2017-18.

YEAR	ACHIEVEMENT	GOAL
2017-18	4,035	of 5,000
2016-17	4,900	of 5,000
2015-16	4,385	of 6,000
2014-15	5,075	of 5,100
2013-14	5,557	of 5,250

Goal Center

Click Edit

The screenshot shows the Rotary Club Central Goal Center interface. The page title is "Rotary Club of Mystic" and the current year is "2018-19". The goal being tracked is "Annual Fund contributions". The achievement is 1,930 USD, and the goal is 0 USD. The page includes a navigation menu on the left, a search bar, and a table of goals.

Rotary Club of **Mystic** 2018-19

0 OF 1 ACHIEVEMENT

Members & Engagement Rotary Foundation Giving Service Young Leaders Public Image Rotary Citation All

EDIT The goals you select will appear below. To report progress or add, remove, or edit a goal, select EDIT.

	ACHIEVEMENT (USD)	GOAL (USD)
Annual Fund contributions ▶ Show goal details and history	1,930	0
	As Of 17-Sep-18	

Goal Center

Check Select Goal box next to Annual Fund, if not already checked

The screenshot shows the Rotary Club Central 'Goal Center' interface for the Rotary Club of Mystic. The page title is 'Goal Center' and it includes a note: 'The Goal Center is where you choose and set the goals your club will focus on, and track progress. Please note: data reported outside Rotary Club Central, including data reported in My Rotary, will be delayed for at least 24 hours.' The interface is for the year 2018-19 and shows a progress of 0 OF 1 ACHIEVEMENT. The 'Rotary Foundation Giving' category is selected, and the 'Annual Fund contributions' goal is highlighted. The 'SELECT GOAL' checkbox for the Annual Fund goal is checked and circled in red. The 'PolioPlus Fund contributions' goal is also visible but its 'SELECT GOAL' checkbox is unchecked.

Category	Currency	Achievement (USD)	Goal (USD)	Select Goal
Annual Fund contributions	USD	1,930 As Of 17-Sep-18	- Enter Goal Value	<input checked="" type="checkbox"/>
PolioPlus Fund contributions	USD	0 As Of 17-Sep-18	- Enter Goal Value	<input type="checkbox"/>

Goal Center

Enter your goal in the pink Goal box,
then click green Save box

The screenshot shows the Rotary Club Central interface for the Rotary Club of Mystic. The page is titled "Goal Center" and includes a navigation sidebar on the left with options like Dashboard, Goal Center, Global View, Service Activities, Resources, Reports, Contact Us, and My Rotary. The main content area displays the club's name, the current year (2018-19), and a "PRINT" button. Below this, there are tabs for "Members & Engagement", "Rotary Foundation Giving", "Service", "Young Leaders", "Public Image", "Rotary Citation", and "All". The "Rotary Foundation Giving" tab is active, showing a goal for "Annual Fund contributions". The goal details include a "CURRENCY" dropdown set to "USD", an "ACHIEVEMENT (USD)" of 1,930, and a "GOAL (USD)" of 5000. A green "SAVE" button and a pink "GOAL" input box are highlighted with red circles. Below this, there is a section for "PolioPlus Fund contributions" with an achievement of 0 and a goal value of 0.

GOAL (USD)	SELECT GOAL
5000	<input checked="" type="checkbox"/>

ACHIEVEMENT	GOAL	SELECT GOAL
0	0	<input type="checkbox"/>

Rotary Club Central

- You can also scroll down to set other Foundation goals, such as Polio Plus, Major Gifts, Benefactors, etc.

Thank You For All You DO

District Steward, John Merkel, 2018-19



**ROTARY:
MAKING A
DIFFERENCE**



The
Rotary
Foundation

